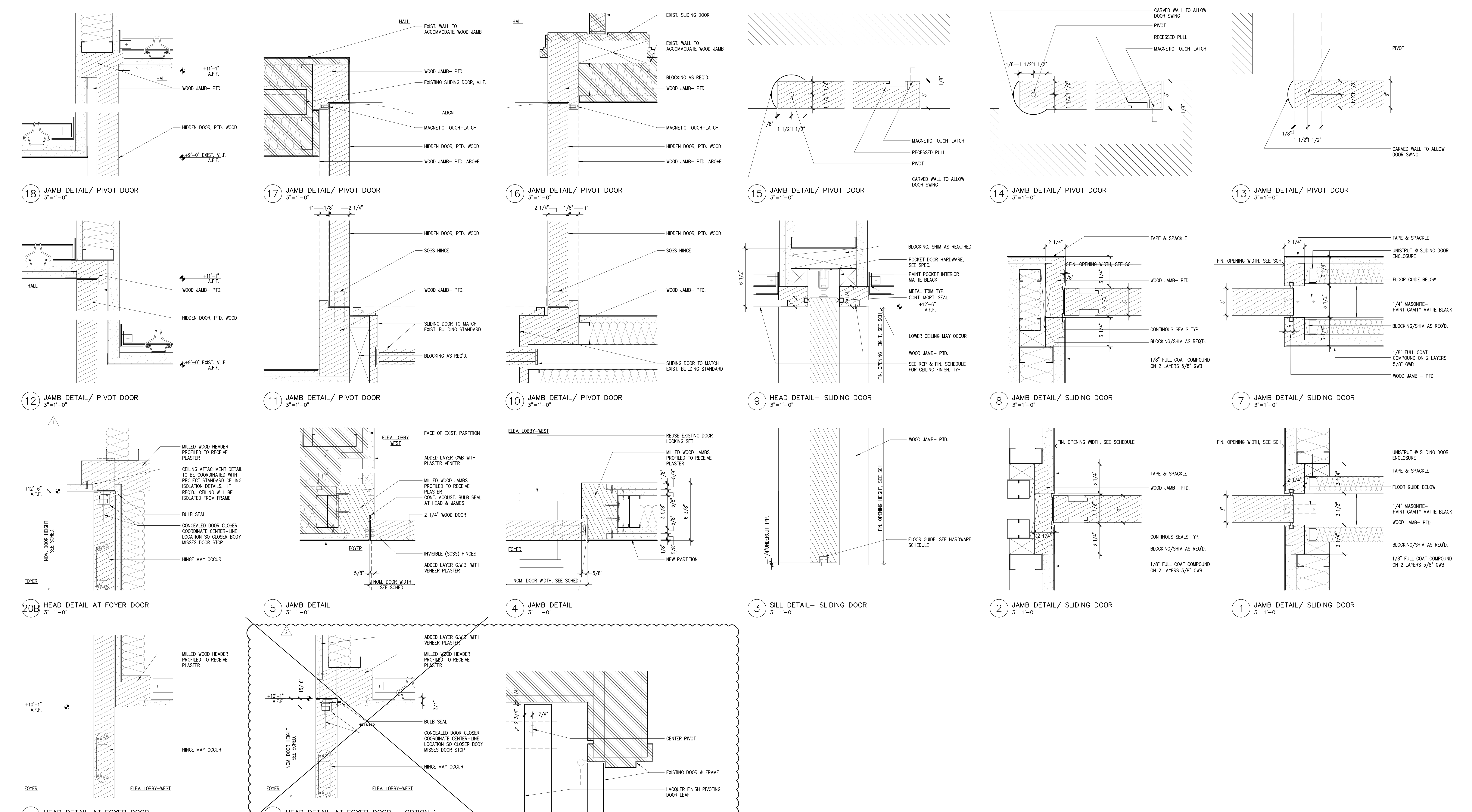


LEGEND

- SYCAMORE VENEER & EDGING
- SYCAMORE VENEER & EDGING
- SUPER WHITE STONE
- BIANCO NEVE STONE
- CLEAR ANODIZED ETCHED ALUMINUM
- CLEAR, LOW IRON GLASS
- CLEAR, LOW IRON MIRROR
- VENETIAN PLASTER

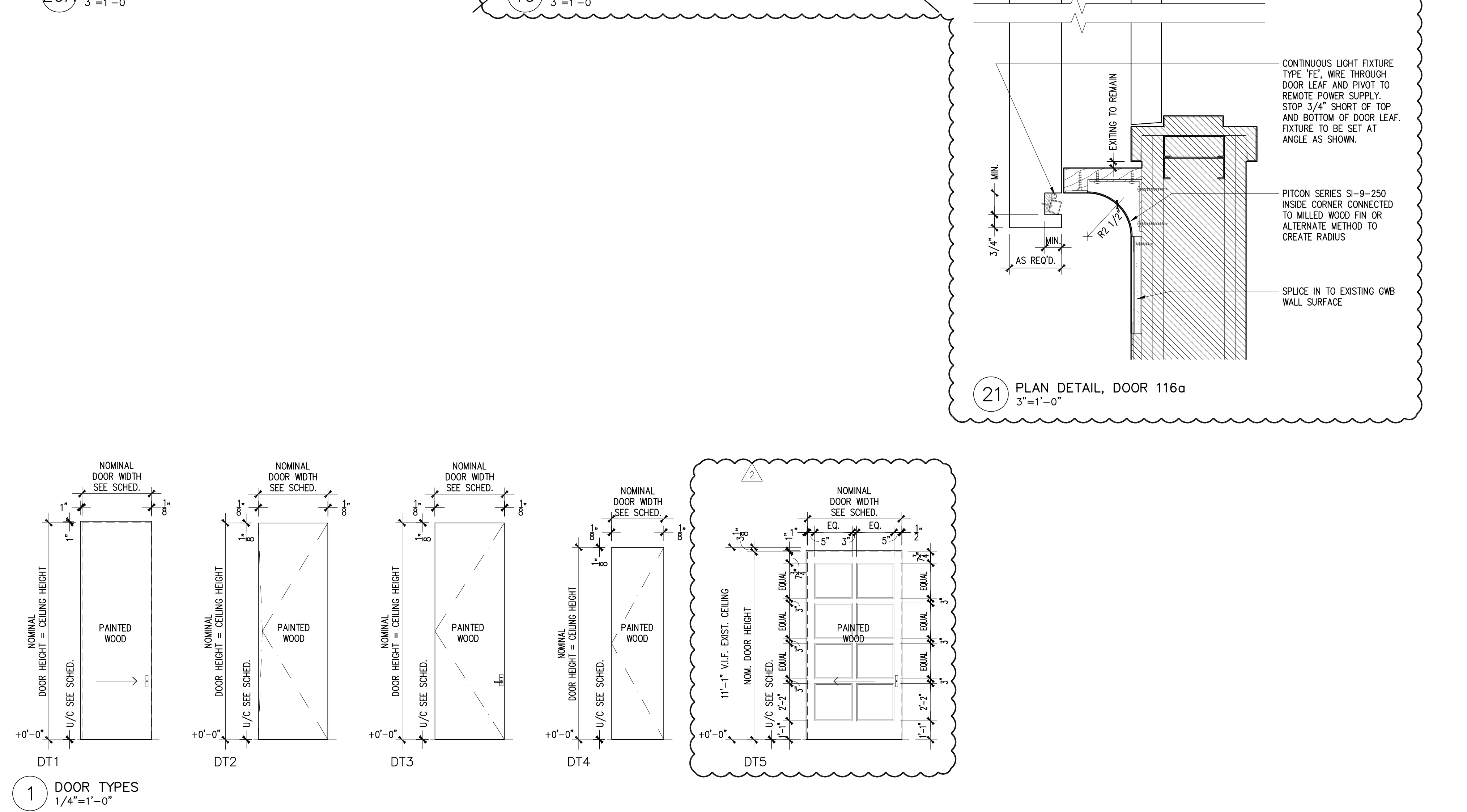
GENERAL NOTES

1. 102 @ FOYER: PROVIDE AUTOMATIC DOOR BOTTOM UNSTRUTTED PERIMETER BULB SEALS AND CONCEALED (SOSS) HINGES. RE-USE EXISTING LOCKSET.
2. 103 @ LIVING/DINING RM + 104 @ KITCHEN: PROVIDE FLOOR CLOSER WITH HOLD-OPEN AND TOP PIVOTS. RECESSED (ACCURATE) PULL ON PULL SIDE OF DOOR ONLY AND TOUCH-LATCH TYPE HOLD-OPEN.
3. 105 @ FAMILY RM. DOOR + CASING DETAILS & PROFILES TO MATCH BUILDING STANDARD (SEE EXISTING DOOR # FOR SMALL WIDTH AS REQD. HEIGHT AS REQD.)
4. 106 @ FAMILY RM. PROVIDE ACCURATE POCKET LOCK PULL WITH RETRACTABLE EDGE PULL - NO LOCKING. 121 @ MASTER BEDROOM: PROVIDE SELF-CENTERING FLOOR CLOSER WITH HOLD-OPEN + TOP PIVOT AND RECESSED (ACCURATE) PULL ON BEDROOM SIDE OF DOOR - NO LOCKING.
5. 122 @ HIS STUDY: PROVIDE ACCURATE POCKET DOOR HARDWARE WITH RETRACTABLE EDGE PULL - NO LOCKING.
6. 123 @ SOUTH HALL: RELOCATED EXIST. DOOR TO ACCOMMODATE AN ADDED WALL LAYER.



DOOR SCHEDULE

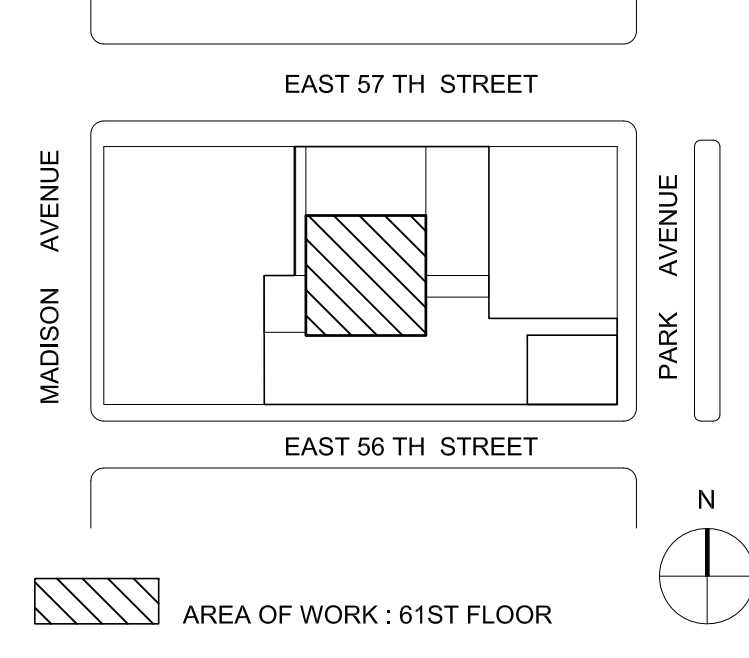
No.	LOCATION	DOOR	NOM. DOOR SIZE				FRAME		REMARKS	No.
			WIDTH	HEIGHT	REINFORCERS	UNDERCUT	HEAD	JAMB		
102	FOYER	RH DT3	4'-1 3/4"	12'-6"	-	-	20A/B/A-501	4,5/A-501	SEE GENERAL NOTES	102
103	LIVING/DINING ROOM	LH DT2	4'-1 1/4"	12'-6"	-	-	-	11/A-501	SEE GENERAL NOTES	103
104a	KITCHEN	RH DT2	4'-1 1/4"	12'-6"	-	-	-	12/A-501	SEE GENERAL NOTES	104a
104b	KITCHEN	-	-	-	-	-	-	-	-	104b
104c	KITCHEN	-	-	-	-	-	-	-	-	104c
105a	FAMILY ROOM	SL DT5	F.D.	10'-9 7/8"	-	-	-	-	SEE GENERAL NOTES	105a
105b	FAMILY ROOM	SL DT1	4'-1 1/4"	12'-6"	-	-	9/A-501	1,2/A-501	SEE GENERAL NOTES	105b
106	GUEST ROOM 1	-	-	-	-	-	-	-	-	106
107	GUEST BATH 1	-	-	-	-	-	-	-	-	107
108a	GUEST ROOM 2	-	-	-	-	-	-	-	-	108a
108b	GUEST ROOM 2	-	-	-	-	-	-	-	-	108b
109	GUEST BATH 2	-	-	-	-	-	-	-	-	109
110	LAUNDRY	-	-	-	-	-	-	-	-	110
112a	SOUTH HALL	RH	-	-	-	-	-	-	EXIST. DOOR TO BE RELOCATED, SEE GEN. NOTE 7.	112a
112b	SOUTH HALL	LHR DT4	2'-2"	11'-1"	-	-	18/A-501	11,17/A-501	SEE GENERAL NOTES	112b
112c	SOUTH HALL	RHR DT4	2'-2"	11'-1"	-	-	12/A-501	10,16/A-501	SEE GENERAL NOTES	112c
113	POWDER ROOM	-	-	-	-	-	-	-	-	113
114	MECHANICAL ROOM	-	-	-	-	-	-	-	-	114
115	PANTRY	-	-	-	-	-	-	-	-	115
116a	STAR HALL	LHR DT2	4'-1 1/2"	11'-1"	-	-	-	21/A-501	SEE SHEET A-381 AND ASSOCIATED DETAILS	116a
116b	STAR HALL	-	-	-	-	-	-	-	-	116b
116c	STAR HALL	-	-	-	-	-	-	-	-	116c
117a	SERVICE HALL	-	-	-	-	-	-	-	-	117a
117b	SERVICE HALL	-	-	-	-	-	-	-	-	117b
121	MASTER BEDROOM	LH DT2	4'-6 1/2"	12'-6"	-	-	-	10/A-501	SEE GENERAL NOTES	121
122a	HIS STUDY	SR DT1	3'-6 1/2"	12'-6"	-	-	9/A-501	7,8/A-501	SEE GENERAL NOTES	122a
122b	HIS STUDY	SR DT1	4'-0"	12'-6"	-	-	9/A-501	1,2/A-501	SEE GENERAL NOTES	122b



- 14 FEB 2017 REVISIONS AS DUBILED
- 05 DEC 2017 FOR COORDINATION
- 11 SEP 2017 PROGRESS
- 15 AUG 2017 FOR PRICING
- 04 AUG 2017 FOR PRICING

No. Date Issues/Revisions

432 PARK, APT. 78B



KANG MODERN
 NEW YORK OFFICE
 304 Hudson Street, Suite 500
 New York, NY 10013
 T 212.462.2028
 F 212.462.4788

ME/P Engineers
 412 Seventh Avenue
 New York, NY 10018
 T 212.462.2028
 F 212.462.4788

JDL/C. Architectural Lighting design
 10 East 98th Street, 5th Floor
 New York, NY 10016
 Lighting Designers
 Tel: 212.536.7600

DOOR SCHEDULE

Scale: AS NOTED
 Date: 25 JAN 2017