

LEGEND

- W2 SYCAMORE VENEER & EDGING
- W3 SYCAMORE VENEER & EDGING
- S1 SUPER WHITE STONE
- S2 BIANCO NEVE STONE
- M1 CLEAR ANODIZED ETCHED ALUMINUM
- G1 CLEAR, LOW IRON GLASS
- E2 CLEAR, LOW IRON MIRROR
- P1 VENETIAN PLASTER

GENERAL NOTES

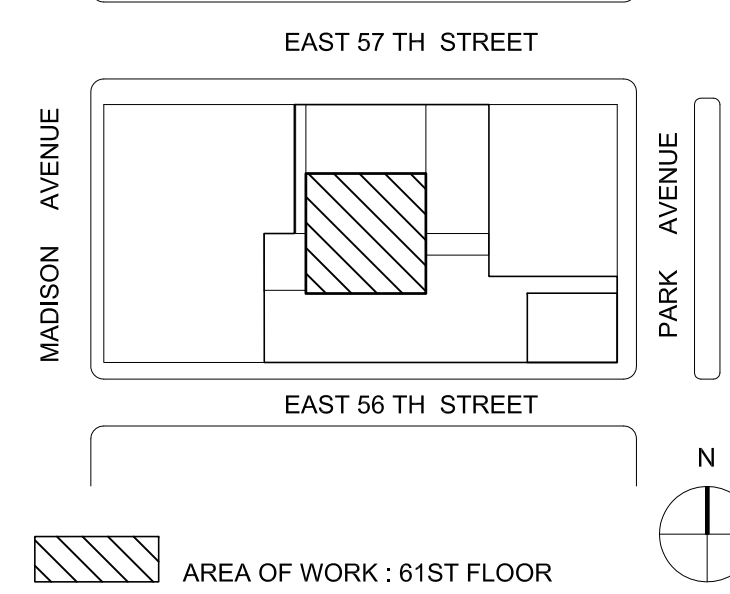
1. CABINET PULLS ARE TO BE CUSTOM EDGE PULLS AS SHOWN ON DRAWINGS. ALUMINUM FINISH TO MATCH PROJECT STANDARD.
2. ALUM. GRILLS AT CABINET BASES TO BE 1/8" x 1/8" SPACE CONTINUOUS ANODIZED WITH CONCEALED FASTENING.

- 28 JAN 2017 REVISIONS AS BUBBLED
- 04 DEC 2017 REVISIONS AS BUBBLED
- 15 NOV 2017 REVISIONS AS BUBBLED
- 03 OCT 2017 CABINET PULLS REVISED
- 04 AUG 2017 ISSUE FOR COORDINATION FOR PRICING

No. Date Issues/Revisions

432 PARK, APT. 78B
432 PARK AVENUE, 61ST FLOOR NEW YORK, NY 10022

KEY PLAN:



KANG MODERN
architect + interior architect

NEW YORK office
304 Hudson Street, Suite 500
New York, NY 10013

T 212.462.2028
F 212.462.4788

WSP Flack & Kurtz
312 Seventh Avenue
New York, NY 10018

ME/P Engineers
Tel: (212) 535-9600

HLIC Architectural Lighting design
10 East 28th Street, 5th Floor
New York, NY 10016

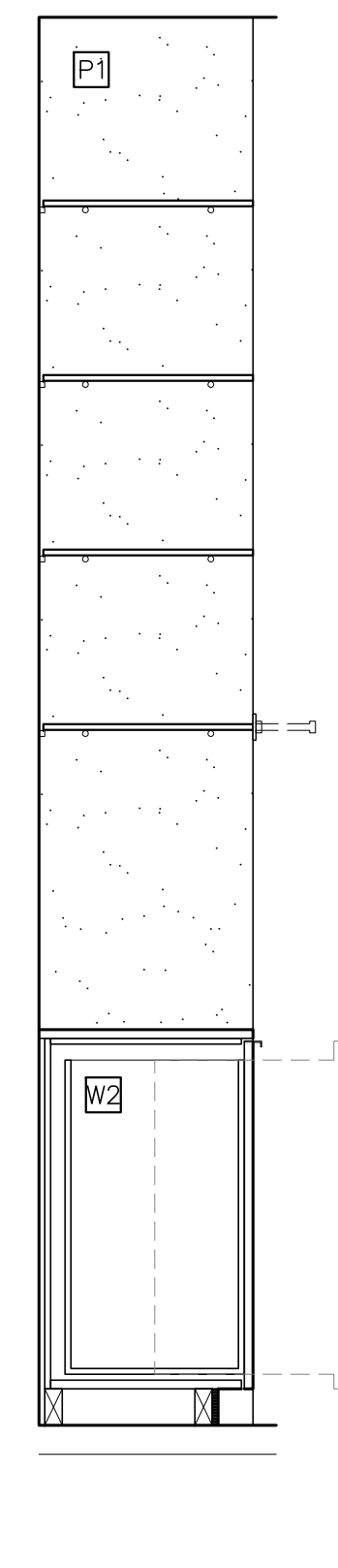
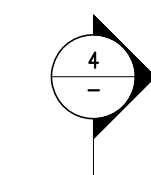
Lighting Designers
Tel: (212) 536-7800

MASTER BATH AND MASTER DRESSING RM. ELEVATIONS

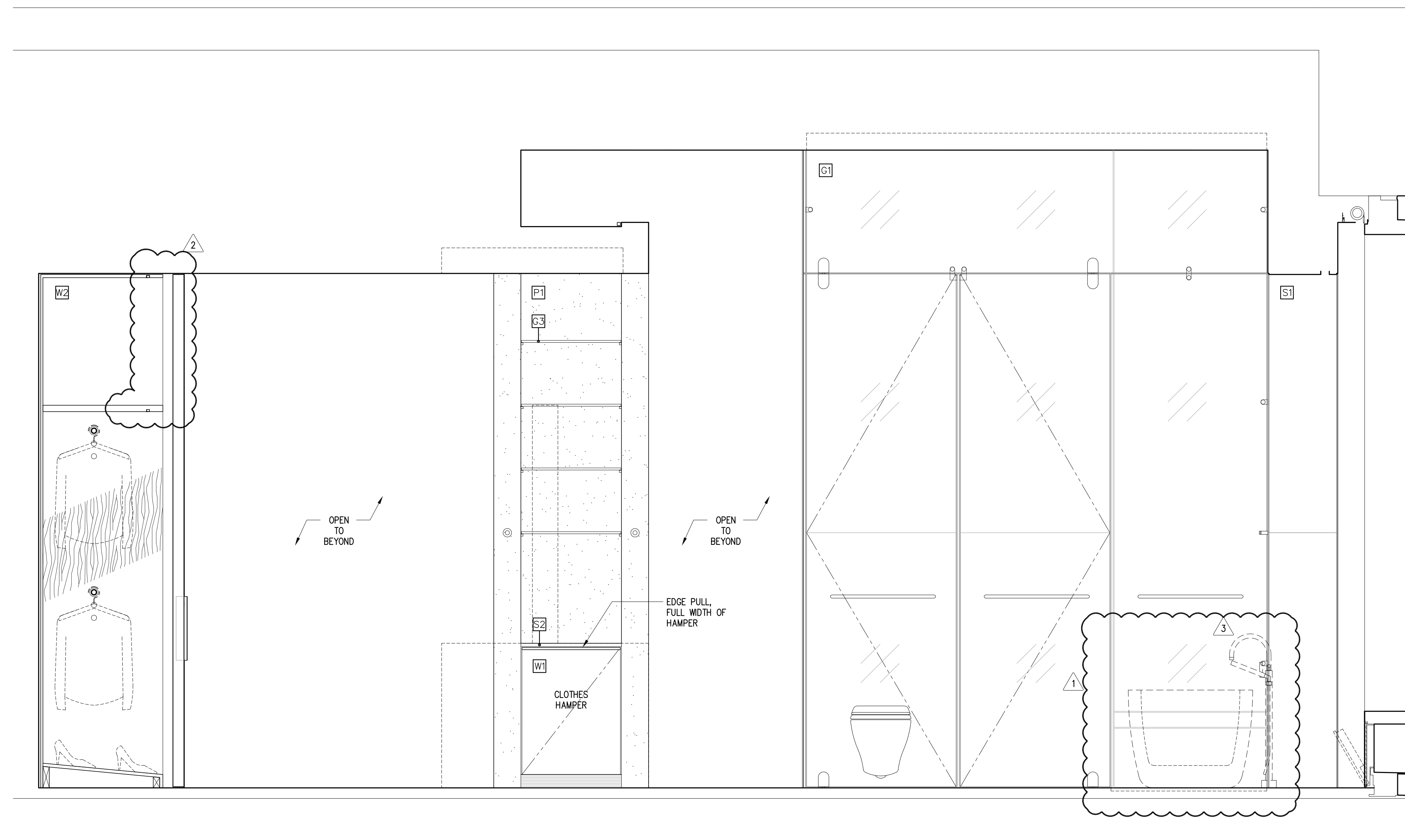
Scale: 3/4"=1'-0"

Date: 25 JAN 2017

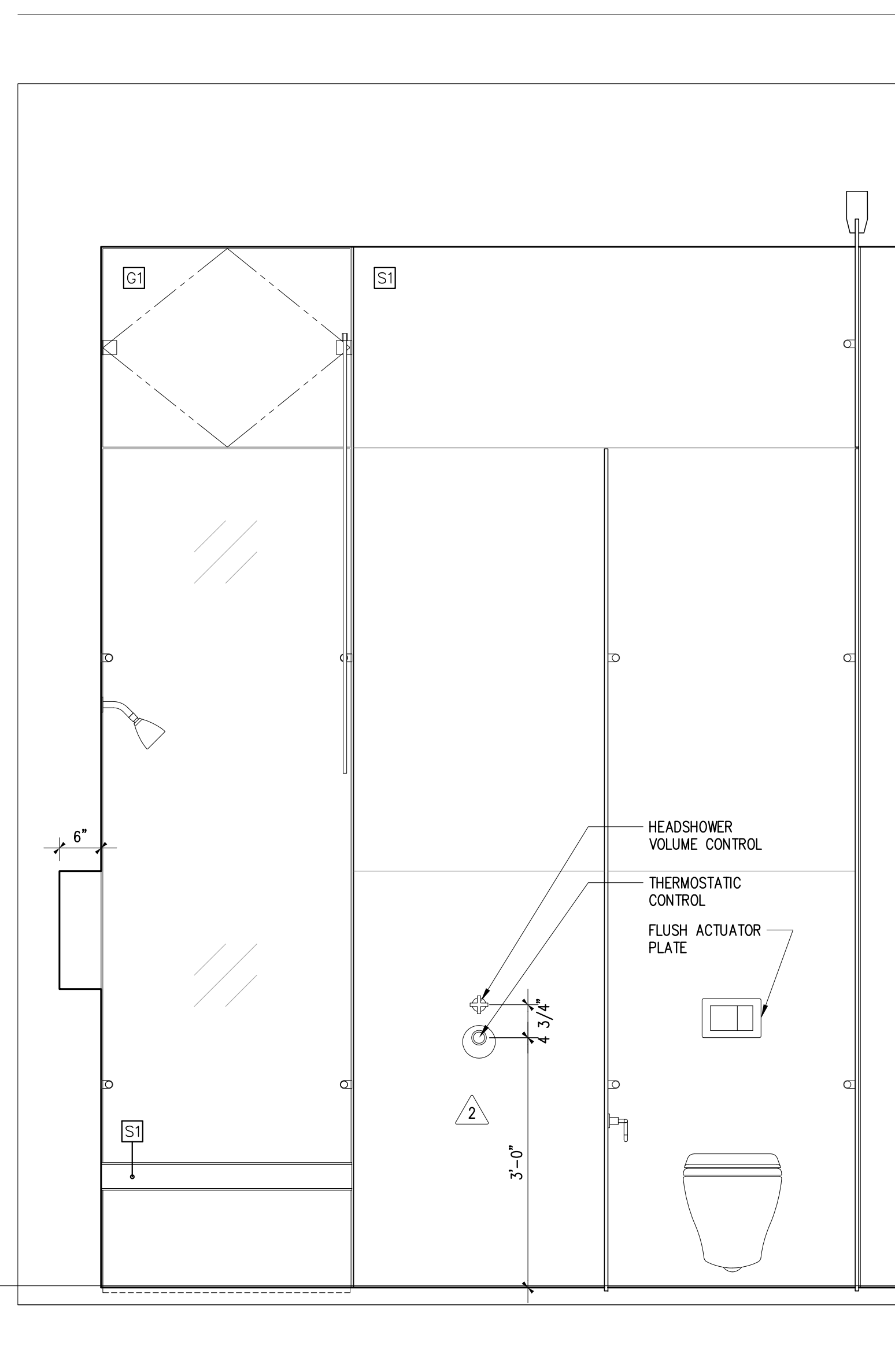
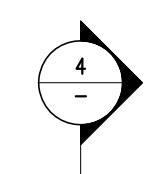
A-303



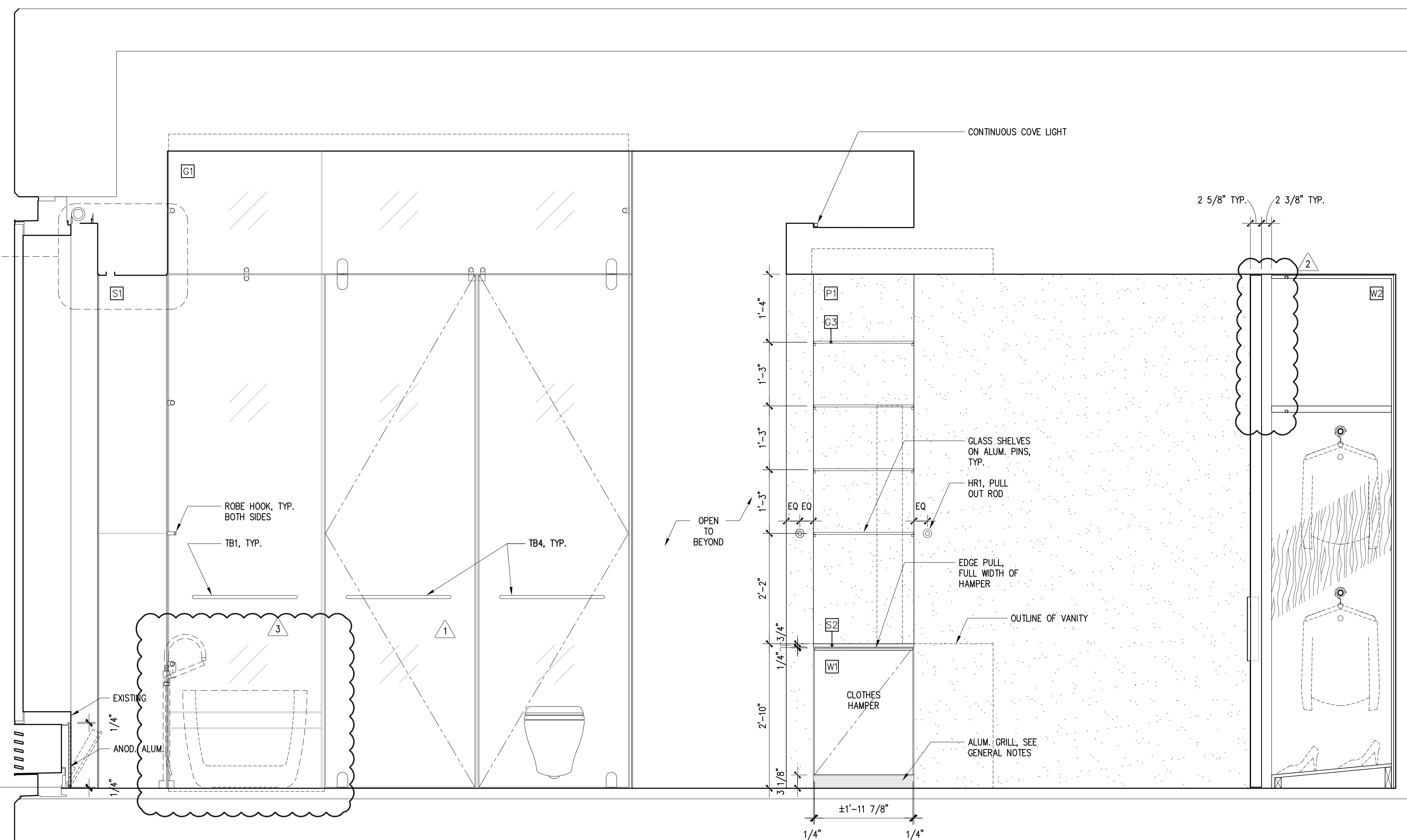
4 SECTION
3/4"=1'-0"



3 ELEVATION
3/4"=1'-0"



2 ELEVATION
3/4"=1'-0"



1 ELEVATION
3/4"=1'-0"



18248 SHEETS - SCALE IS FINAL WORKING SCALE
 18249 SHEETS - SCALE IS 1/2" WORKING SCALE
 18250 SHEETS - INTS